

■DESCRIPTION

Equipped with Priority function, Chime function, and 2 Zone selector switches, the A-1803 PA Amplifier of 30 W is designed to suit the following PA system applications: paging announcements, intercommunications, BGM, and broadcasting in schools, offices, and shops. Its power remote control function, provided especially for use in conjunction with the P-1812 (optional), will turn ON or OFF the P-1812's power.

■SPECIFICATIONS

(*1) 0 dB = 1 V

Power Source	220 V - 230 V AC, 50/60 Hz 24 V DC (M4 screw terminal)
Rated Output	30 W
Power/Current Consumption	AC operation: 80 W (rated output), 37 W (EN60065), 100 mA or less (when power switch is OFF) 24 V DC operation: 2.0 A (rated output), 1.0 A (EN60065)
Frequency Response	50 Hz - 20 kHz (± 3 dB)
Distortion	2 % or less at 1 kHz, rated power
Input	MIC 1: -60 dB(*1), 600 Ω , electronically-balanced, combined type of XLR-3-31 equivalent and phone jack, DIN socket (5 pins) MIC 2 - 3: -60 dB(*1), 600 Ω , electronically-balanced, combined type of XLR-3-31 equivalent and phone jack AUX 1 (MOH): -20 dB(*1), 10 k Ω , unbalanced, RCA pin jack AUX 2: -20 dB(*1), 10 k Ω , unbalanced, RCA pin jack AUX 3: -20 dB(*1), 10 k Ω , unbalanced, combined type of XLR-3-31 and phone jack TEL(*2): -20 dB(*1), 10 k Ω , electronically-balanced, M3 screw terminal EMERGENCY: 0 dB(*1), 600 Ω , unbalanced, M3 screw terminal
Output	REC: 0 dB(*1), 600 Ω , unbalanced, RCA pin jack LINE 1, 2 (*3): 0 dB(*1), 600 Ω , unbalanced, RCA pin jack MOH: 0 dB(*1), 600 Ω , transformer balanced, M3 screw terminal SPEAKER SELECTOR: 2 zone, high impedance (100 V line/330 Ω), individual selector switch, M4 screw terminal DIRECT SPEAKER OUT: High impedance (100 V line/330 Ω), M4 screw terminal Low impedance (4 - 16 Ω), M4 screw terminal (Both Low and High impedance terminals cannot be used at the same time.)
Phantom Power	ON or OFF for each MIC1 - 3 with switch setting (+17 V DC)
S/N Ratio (Band Pass : 20 Hz - 20 kHz)	100 dB or more (Master volume: min) 76 dB or more (Master volume: max) 60 dB or more (MIC 1 - MIC 3) 76 dB or more (AUX 1 - AUX 3) 90 dB or more (TEL) 96 dB or more (EMERGENCY)
Tone Control	Bass: ± 10 dB at 100 Hz, Treble: ± 10 dB at 10 kHz
Control Input	TEL: No-voltage make contact input, open voltage: 24 V DC, short-circuit: 5 mA or less, M3 screw terminal EMERGENCY(*4): No-voltage make contact input, open voltage: 24 V DC, short-circuit: 10 mA or less, M3 screw terminal
Control Output	Power remote: Open collector output, withstand voltage: 35 V DC, control current: 50 mA or less, M3 screw terminal
Chime	1-tone, 2-tone, or ascending 4-tone chime, or None selectable with switch setting, activated at MIC 1's DIN or CONTROL TEL terminal.
Indicator	5 point LED output level meter, Power indicator LED, Zone indicator LED, Emergency LED, TEL LED
Priority	EMERGENCY: Overrides other inputs TEL: Overrides other inputs except 'EMERGENCY', ON/OFF selectable with switch setting MIC 1: Overrides other inputs except 'EMERGENCY & TEL', ON/OFF selectable with switch setting
Operating Temperature	-10 $^{\circ}$ C to +40 $^{\circ}$ C
Finish	Panel: ABS resin, black, hairline Case: Steel plate, black
Dimensions	420 (W) \times 107.7 (H) \times 367 (D) mm
Weight	8.1 kg
Accessory	Power cord1, Terminal block cover1, Terminal block cover mounting screw2
Option	Rack mounting bracket: MB-25B Volume control cover: YA-920 Input transformer: IT-453A

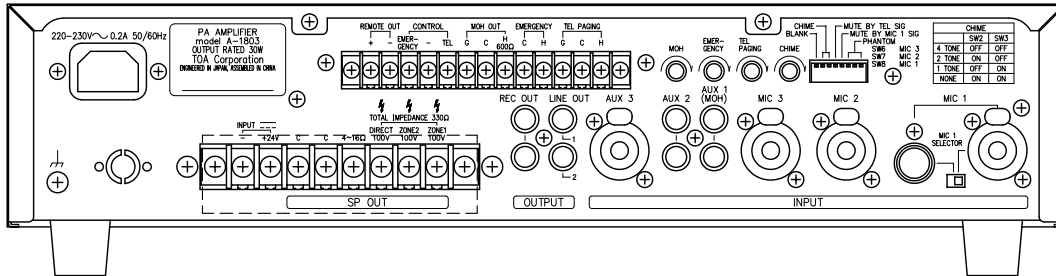
[Note] Distance between barriers on the above screw terminals: M3 ... 7 mm, M4 ... 9 mm

(*2) Can be transformer-balanced with the addition of optional IT-453A input transformer.

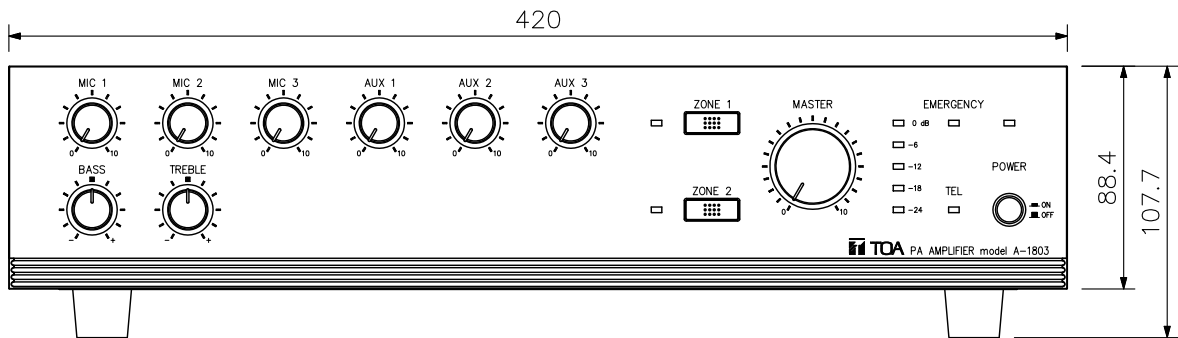
(*3) LINE 1 and LINE 2 outputs can be interlocked with ZONE 1 and ZONE 2 speaker selectors, respectively.
(This function needs internal modification.)

(*4) Operation when activated can be selected from the following: Turning ON the unit's power (factory-preset) or OFF.
(The OFF function needs internal modification.)

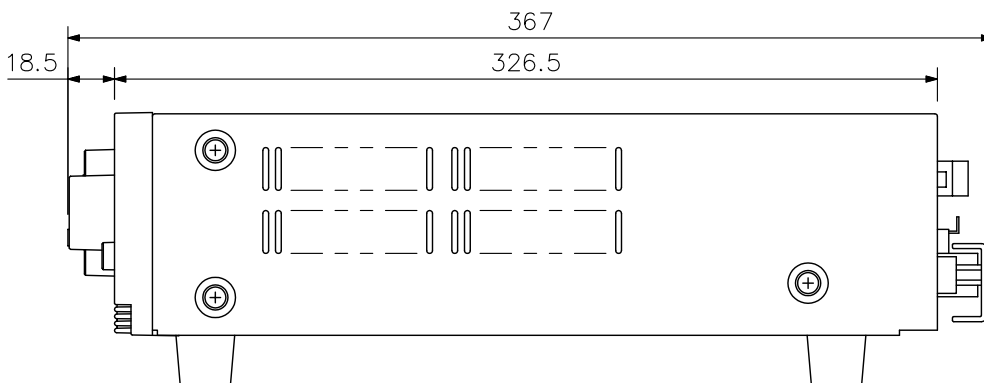
■ APPEARANCE



Rear View



Front View



Side View

UNIT:mm SCALE:1/3